

## How to Access Purple Mash

1. Go to our school website – <http://www.oxford-grove.bolton.sch.uk>



2. Hover over Learning Links, then click Purple Mash login.

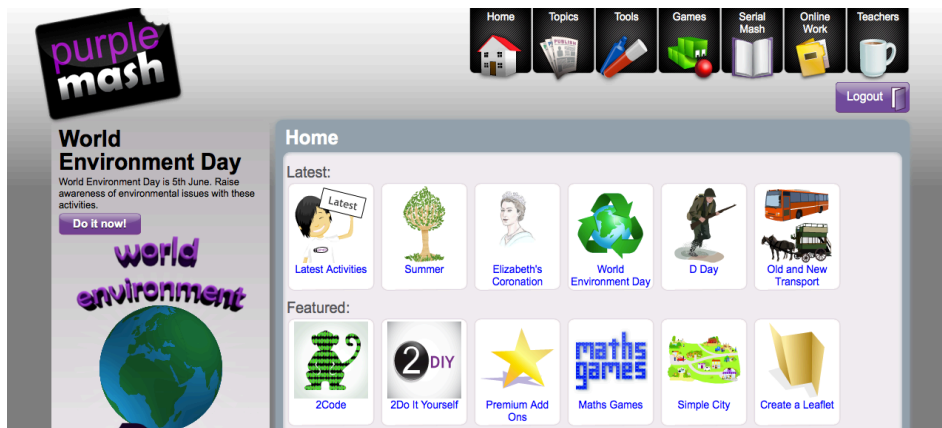


3. A new page will open. The children should enter the username and password which is stuck in their reading records. Press Login.

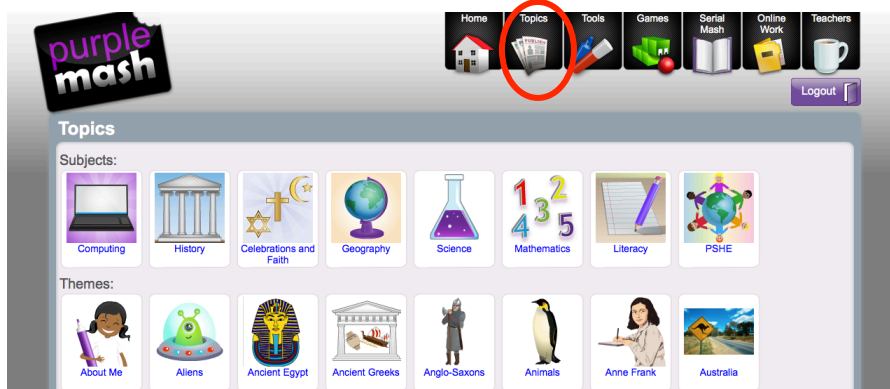
The screenshot shows the Purple Mash login interface. It has a black header with the 'purple mash' logo. Below the header are two input fields: 'Username:' and 'Password:'. There is a link 'Having trouble?' below the password field. At the bottom right is a yellow smiley face icon with the word 'Login' underneath it.

Pride in our school ---- Pride in ourselves ---- Pride in each other

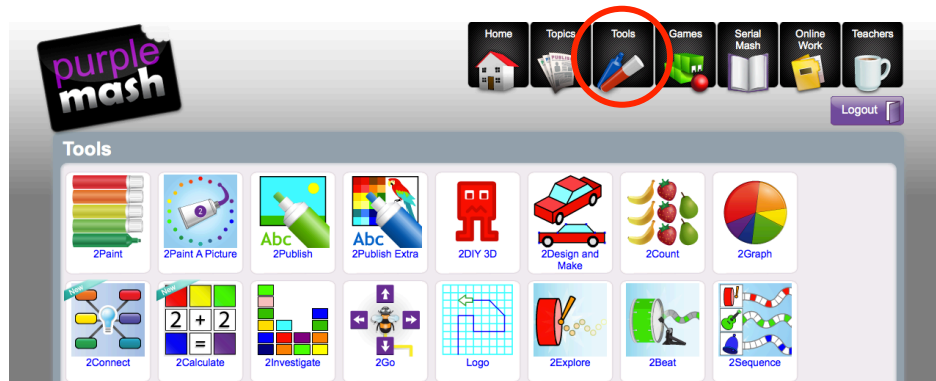
4. The homepage will load up. It will show new and relevant activities.



5. In Topics, you will find activities sorted by subject or theme.



6. In Tools, you will find software that the children use in lessons, such as paint packages, word processing and graphing software.



7. In Games, you will find a range of games the children can use to support their learning.

